



POCT Multi-Modules Nucleic Acid Amplification and Detection Analyzer

Molecular Testing, Anywhere!

Ustar Biotechnologies (Hangzhou) Ltd.

POCT

Nucleic Acid Amplification and Detection Analyzer

The product is based on three-stage magnetic conductivity extraction technology and Cross Priming Amplification Tehchnology (CPA). It is used together with the matching test kit for in-vitro diagnosis of pathogen nucleic acid sequences in human, animal and plant samples etc.



4-Modules



8-Modules



16-Modules

FreeRTOS

Embedded FreeRTOS real-time operating system is faster, more stable and efficient

HD Display

10.4 inches
Sufficient interactive experience

New Design

New appearance with three-dimensional structure design

Information Storage

Large memory
Capable with 200,000 records

Smart Operation

WIFI support
Thermal printer
Real-time result printing



Connect LIS

More efficient and automatic laboratory information management

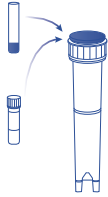
NB-IOT

Cloud Data download and update system, establish the Cloud Database, upload test data to ensure data security


Molecular Testing, Anywhere!

Testing Procedure

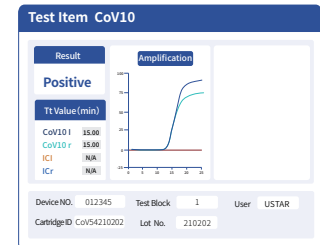
1
Load Sample



2
Insert Cartridge



3
Report Result



Product Advantages

Accurate

High-sensitivity
High-specificity
LoD: 200 copies/ml

Result in 25 min

with the Diagnostic Kit for COVID-19

Multi-Modules

4-Modules
8-Modules
16-Modules

Cost-Effective

Save cost for labors and lab construction

Safe

Patented cartridge design
Closed testing
No cross-contamination

Simple

One-button operation
Hands-on time ≤ 2 min

Easy Transportation



Exclusive glassification technique
enables ambient transportation
(-25 C ~ 30 C)

Molecular Testing, Anywhere!

Application Scenarios



Technical Parameters



Specification	Parameter
Model	UC0204, UC0208, UC0216
Screen	10.4 inches
Temperature Range	40~95 C
Melting Rate	0.1~1 C/s
Heating Rate	Upper ≥ 0.8 C/s Lower ≥ 0.5 C/s
Temperature Accuracy	≤ 0.5 C
Control Accuracy	≤ 0.5 C
Excitation Wavelength	CH1: 470nm, CH2: 628nm
Detection Wavelength	CH1: 525nm, CH2: 692nm
Repeatability of Fluorescence Intensity Detection	CV < 3%
Precision of Fluorescence Intensity Detection	CV < 5%
Fluorescence Detection Time	≤ 5 s
Signal Interface	USB
Print Interface	USB, Thermal printer
Operation System	FreeRTOS
Network	NB-IOT
Information Management System	LIS
Storage	200,000 records

Molecular Testing, Anywhere!

Testing Menu

	Infectious Diseases	Catalog #	Marking
Respiratory Tract Infection	EasyNAT® SARS-CoV-2	U20223	CE marked
	EasyNAT® SARS-CoV-2 Alpha Variant	U202018-20	CE marked
	EasyNAT® SARS-CoV-2 Beta Variant	U202020-20	CE marked
	EasyNAT® SARS-CoV-2 Delta Variant	U202019-20	CE marked
	EasyNAT® SARS-CoV-2 Omicron Variant	U202023-20	CE marked
	EasyNAT® SARS-CoV-2/Delta Variant	U202024-20	CE marked
	EasyNAT® MTC	U20103	CE marked
	EasyNAT® MTC/NTM	U201002-20	CE marked
	EasyNAT® MP	U20201	CE marked
	EasyNAT® Influenza A/B	U20206	CE marked
	EasyNAT® RSV	U20208	CE marked
	EasyNAT® BP	U20209	CE marked
	EasyNAT® BP erythromycin Resistance	U202004-20	CE marked
	EasyNAT® LP	U202006-20	CE marked
Sexually Transmitted Infection	EasyNAT® MG	U20302	CE marked
	EasyNAT® HSV 1&2	U20304	CE marked
	EasyNAT® UU	U20303	CE marked
	EasyNAT® UU/MH	U203005-20	CE marked
	EasyNAT® GBS	U20311	CE marked
	EasyNAT® Human Parvovirus B19	U203002-20	CE marked
	EasyNAT® TP	U203004-20	CE marked
	EasyNAT® TV	U203009-20	CE marked
	EasyNAT® HPV 16/18	U203011-20	CE marked
	EasyNAT® HPV 6/11	U203012-20	CE marked
	EasyNAT® CT/NG	U203001-20	In registration
	EasyNAT® HIV-1	U205003-20	In registration
Blood Infection	EasyNAT® Malaria	U203010-20	CE marked
	EasyNAT Monkeypox Virus	U202028-20	CE marked

